


# HSLC

## 32m HIGH SPEED FERRY



*Mark Williamson Design*

48 Sweetgum St, Ashmore Qld 4214, Australia

Ph: (617) 5597 3521 Fax: (617) 5597 3529 Internet: [www.mwdesign.net.au](http://www.mwdesign.net.au)

## GENERAL VESSEL DESCRIPTION

### VESSEL TYPE:

High Speed Aluminium Catamaran for open water service, of round bilge “semi-swath” Design incorporating bulbous bows for superior passenger comfort.

### SURVEY AND CLASSIFICATION:

The vessel shall be classed Bureau Veritas (BV) with the notation HSC Cat A Passenger Ferry, XHull, XMachinery Installation, XAUT-UMS, F notation, and the requirements of GMDSS Area A2.

### STRUCTURE:

Materials (to be inspected as required by Survey Authority and Owners Representative):

Sheet and Plate	-	Grade 5083-H321, H116, 5086-H32
Extrusions	-	Grade 6061-T6, 6082-T5
Filler Wire	-	Grade 5356
Castings	-	Grade CC601-T1

All welders to be approved by the Survey Authority.

### OUTFIT DOMESTICS AND FINISHING:

The vessel shall be laid out as per the general arrangement drawings and all fittings and equipment required for the operation of the vessel shall be supplied.

The ‘fitout’ is to be of a high commercial finish in keeping with a modern passenger vessel.

The interior layouts and finishing’s will be confirmed in conjunction with the client.

### Noise Levels

The noise level at the centre of each crew and passenger area shall not exceed 75 dB(A) and the noise level at the centre of the wheelhouse shall not exceed 65 dB(A).

### Fitout:

FLOOR: Carpet (100% Wool), Rubber in WHS & entry

DECKHEAD: “Luxalon” perforated aluminium

### LININGS:

Sides Aluminium honeycomb panels (Ayr-lite)

Bulkheads Aluminium honeycomb panels (Ayr-lite)

SEATING: Transport Seating “Wave Rider”, Seat pitch to be 900mm.

### AIR CONDITIONING SYSTEM:

Reverse cycle system is based on an air cooled compressor unit linked up to a multiple number of fan coil units. Design of the system shall be based upon an ambient operating temperature of 35°C (95% RH) and sea water of 30°C. Passenger and wheelhouse spaces to be cooled/heated to 21°C (50% RH).

### ELECTRONICS: (GMDSS Area A2)

Radar Kelvin Hughes Nucleus II 5000T  
JRC JMA-2254 10” Rasterscan Radar

Echo Sounder Skipper ED-162

GPS Magnavox MX400

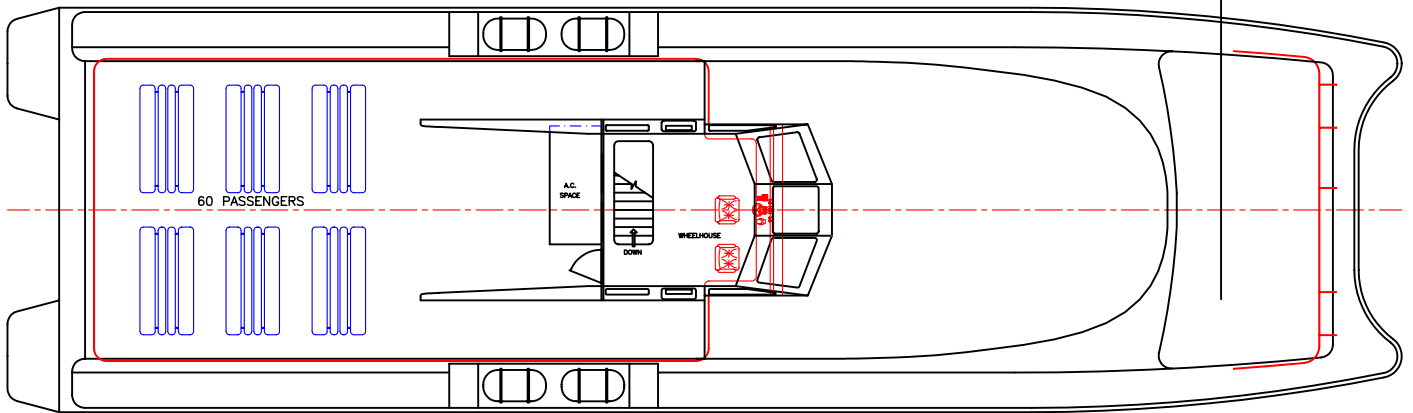
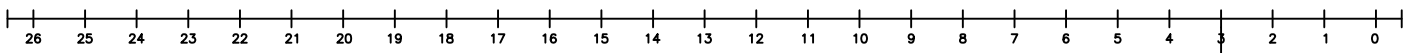
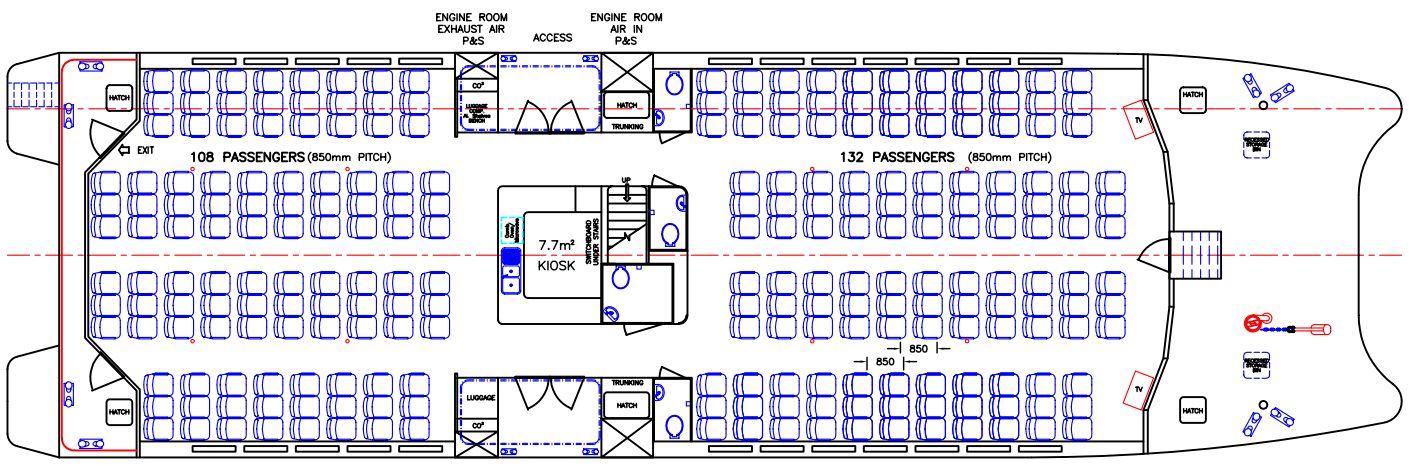
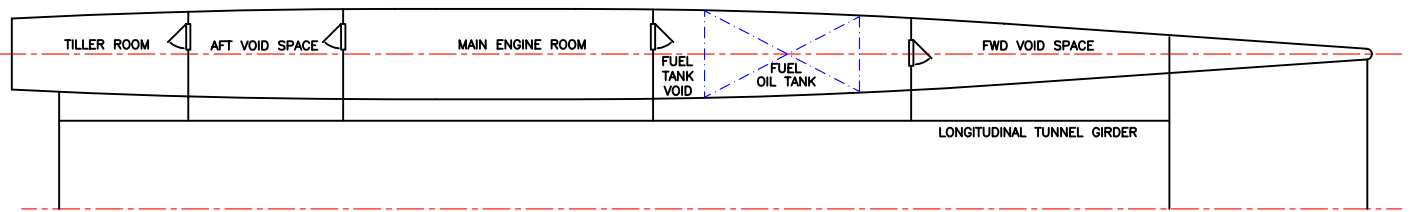
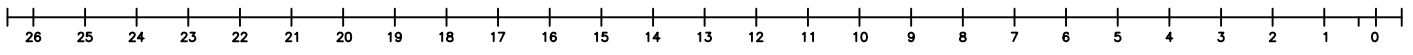
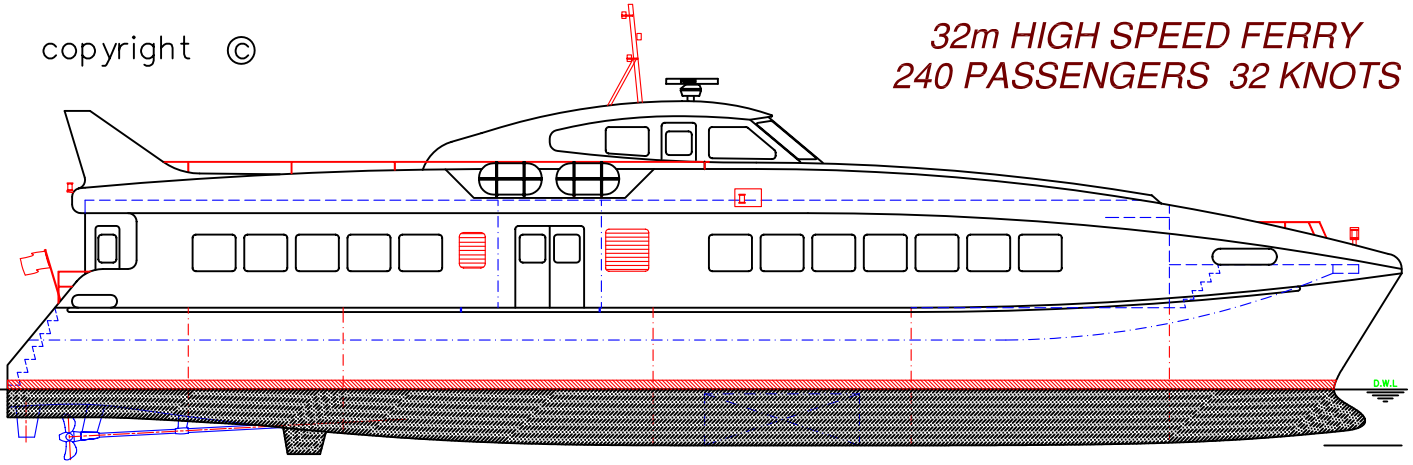
Gyro Compass Navigat X Mod. 10

Auto Pilot Navipilot V/G



copyright ©

**32m HIGH SPEED FERRY  
240 PASSENGERS 32 KNOTS**



LOA: 32.4m	FUEL: 9000lts	MAIN ENGINES: 2 x MTU 16V2000 M70
LOP: 31.7m	WATER: 800lts	1050kW @ 2100rpm
BEAM: 9.4m	PASSENGERS: 240	GEARBOX: 2 x ZF BW255 (2.462:1)
DRAFT: 1.2m	SPEED: 31.8knots	PROPULSION: 42" 4 Blade FPP

copyright ©

THIS DRAWING AND/OR SPECIFICATION IS THE PROPERTY OF MARK WILLIAMSON DESIGN PTY LTD. IT IS NOT TO BE USED BY OR DISCLOSED TO ANY THIRD PERSON WITHOUT THE EXPRESSED PERMISSION OF MARK WILLIAMSON DESIGN PTY LTD.

**MARK WILLIAMSON DESIGN**  
*Consulting Naval Architects & Mechanical Engineers*

48 Sweetgum St, Ashmore, Queensland 4214, Australia  
Ph: 617 5597 3521 Fax: 617 5597 3529 www.mwdesign.net.au

VESSEL: 32m CATAMARAN FERRY	
TITLE: GENERAL ARRANGEMENT	
DWG No: 32b-100	SCALE:
DATE: 13/4/99	DRAWN: MDW

