

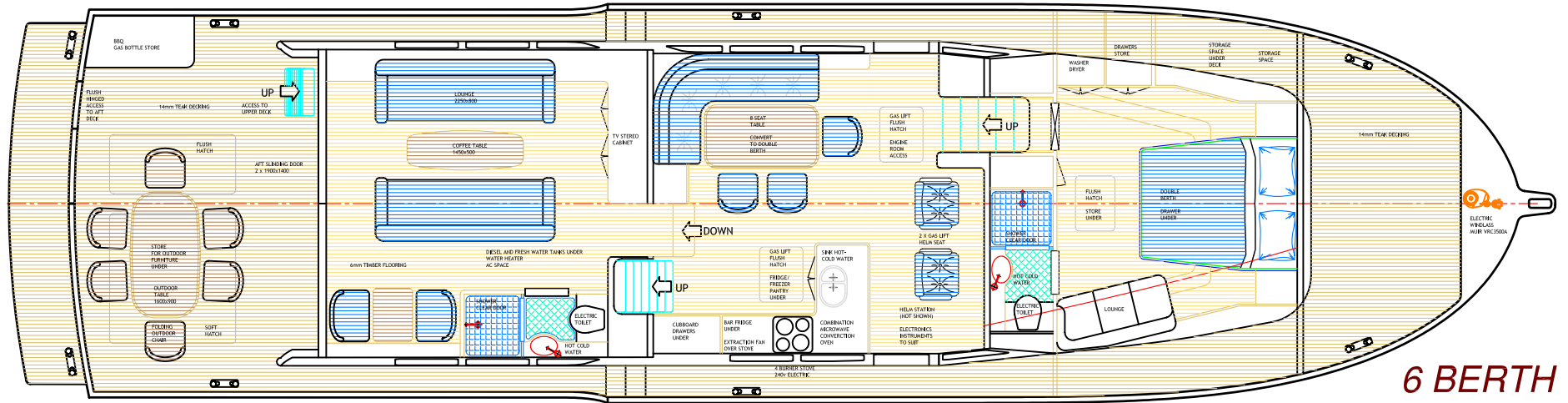
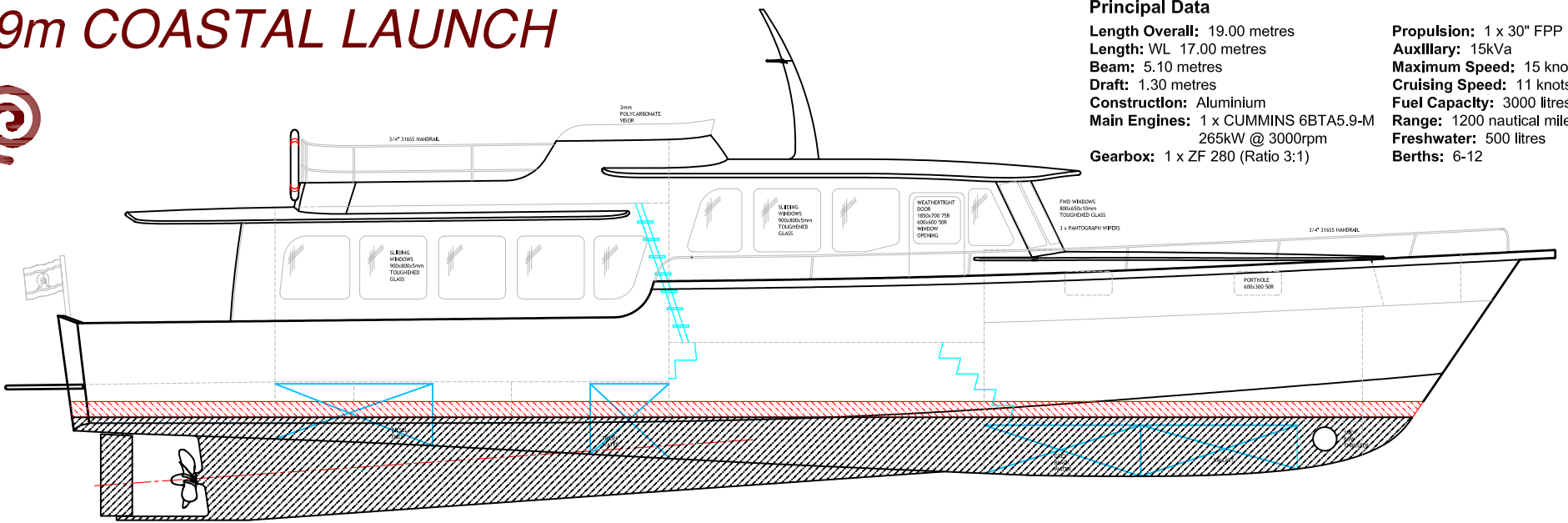
# 19m COASTAL LAUNCH



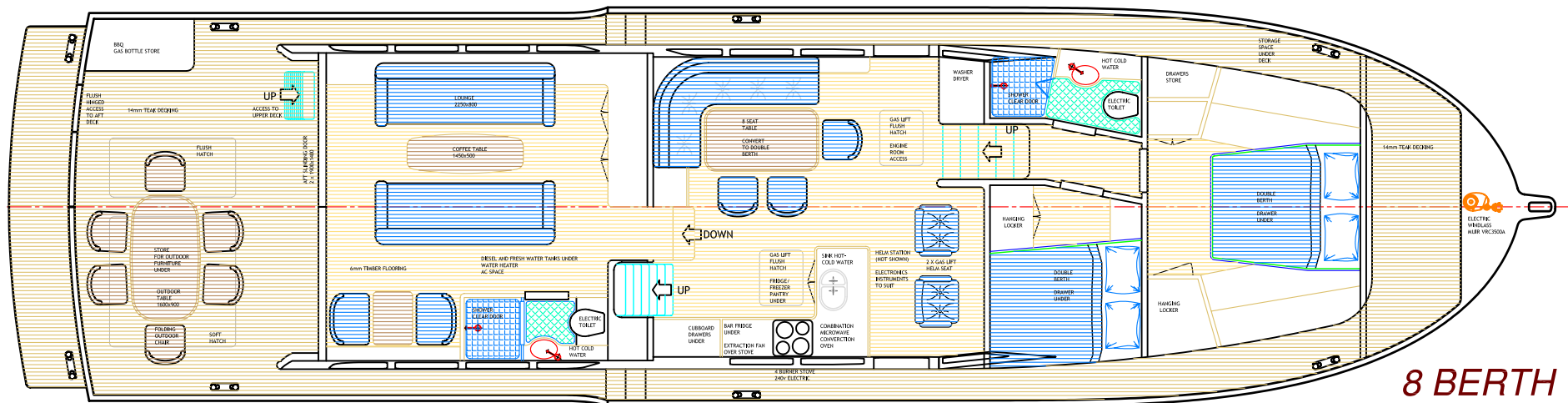
## Principal Data

**Length Overall:** 19.00 metres  
**Length:** WL 17.00 metres  
**Beam:** 5.10 metres  
**Draft:** 1.30 metres  
**Construction:** Aluminium  
**Main Engines:** 1 x CUMMINS 6BTA5.9-M  
 265kW @ 3000rpm  
**Gearbox:** 1 x ZF 280 (Ratio 3:1)

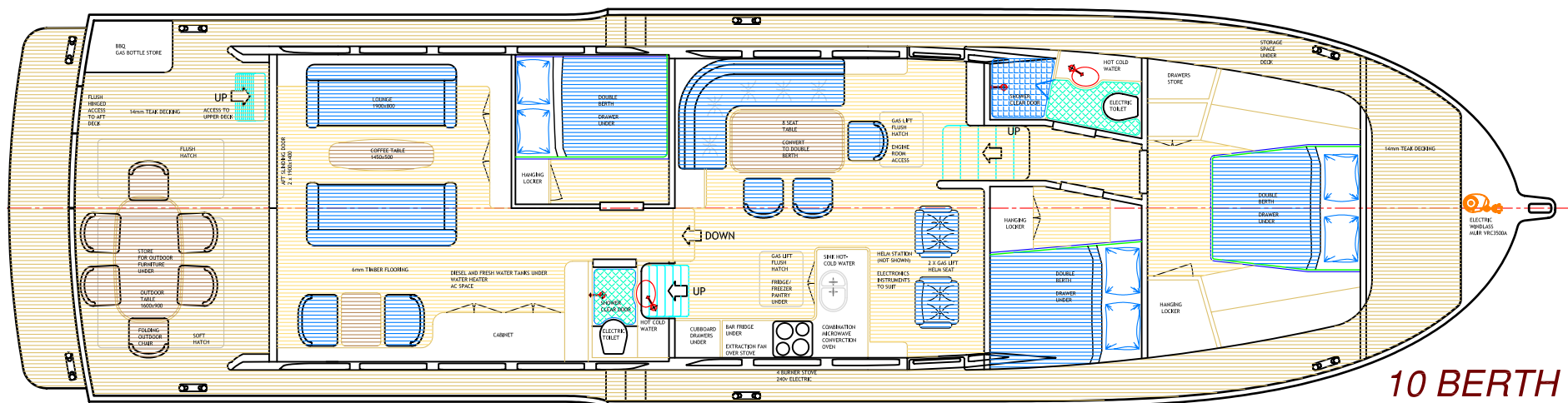
**Propulsion:** 1 x 30" FPP  
**Auxiliary:** 15kVA  
**Maximum Speed:** 15 knots  
**Cruising Speed:** 11 knots  
**Fuel Capacity:** 3000 litres  
**Range:** 1200 nautical miles  
**Freshwater:** 500 litres  
**Berths:** 6-12



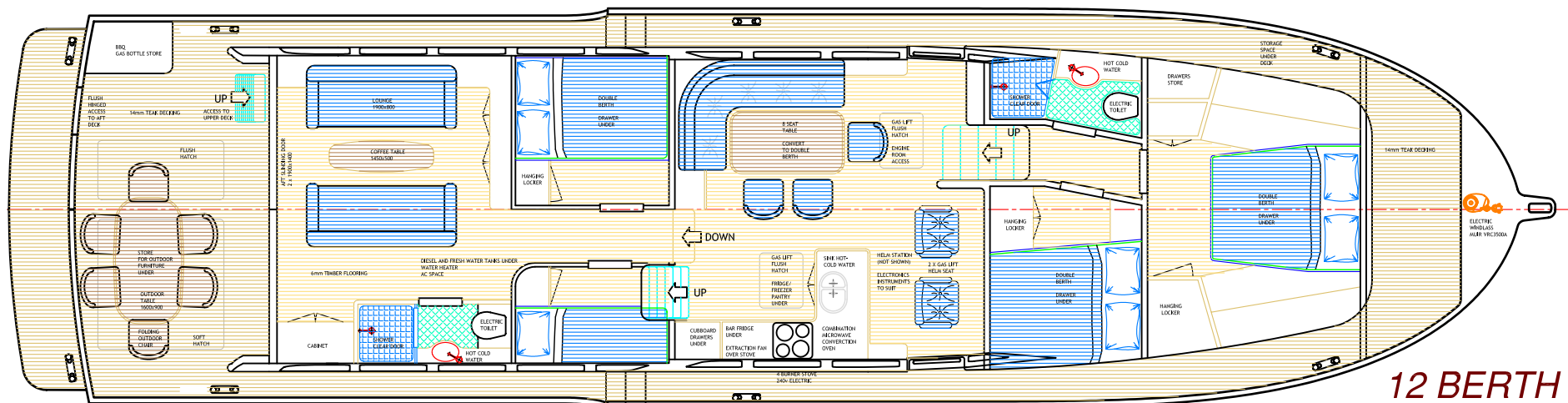
6 BERTH



8 BERTH



10 BERTH



12 BERTH

copyright ©

THIS DRAWING AND/OR SPECIFICATION IS THE PROPERTY OF MARK WILLIAMSON DESIGN PTY LTD. IT IS NOT TO BE USED BY OR DISCLOSED TO ANY THIRD PERSON WITHOUT THE EXPRESSED PERMISSION OF MARK WILLIAMSON DESIGN PTY LTD.

**MARK WILLIAMSON DESIGN**

Consulting Naval Architects & Mechanical Engineers

48 Sweetgum St, Ashmore, Queensland 4214, Australia  
 Ph: 617 5597 3521 Fax: 617 5597 3529 www.mwdesign.net.au

VESSEL: 19.0m COASTAL LAUNCH

TITLE: GENERAL ARRANGEMENT

DWG No: L19-100

DATE: 5/3/2004

SCALE:

DRAWN: MDW