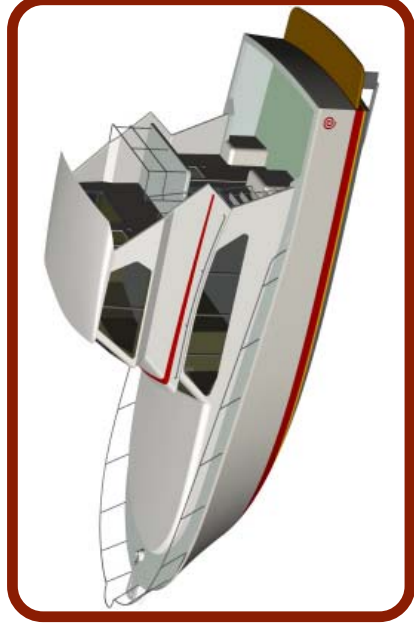




45ft Sportsfisherman




Mark Williamson Design

48 Sweetgum St, Ashmore Qld 4214, Australia

Ph: (617) 5597 3521 Fax: (617) 5597 3529 www.mwdesign.net.au



45ft Sportsfisherman



PRINCIPAL DATA

L.O.A. 15.0m
L.W.L 13.7m
Beam 4.85m
Draft 1.35m
Engine 615kW
Genset 15kVa
Fuel 3000lbs
Water 500lbs
Speed 26knots

Construction

Marine Grade Aluminium

Mark Williamson Design

48 Sweetgum St, Ashmore Qld 4214, Australia

Ph: (617) 5597 3521 Fax: (617) 5597 3529 www.mwdesign.net.au



Vessel Description

VESSEL TYPE:

Semi Displacement, hard chined.
Hull and deckhouse fully developable panels.



SURVEY AND CLASSIFICATION:

Queensland Survey USL 3C

STRUCTURE:

Hull, Main Deck: Aluminium Sheet and Plate - Grade 5083-H321, H116, 5086-H32
Extrusions - Grade 6061-T6, 6082-T5 Filler Wire - Grade 5356

OUTFIT AND FINISHING:

The vessel shall be laid out as per the general arrangement drawings and all fittings and equipment required for the operation of the vessel shall be supplied.

Fwd Accommodation 2 x Double berths. Laminated veneer base. Hanging space. Stowage. Hull sides – timber veneer with battens. Head lining – padded velour with recessed lights. Teak and holly sole. Fully moulded GRP shower/toilet compartment and accessories.

Main Saloon Wrap around lounge with dining table (onvertable to dble berth). Open plan lounge with moveable sofa bases. Laminated veneer base. Solid timber moulds and frames. Veneered panels. Textured head lining. Recessed lights. Teak and holly sole. Galley: Modern layout incorporating Coran bench tops with solid timber doors. Stainless double bowl sink. Lami panel splash back. Shelves. Stowage. Rails. Textured head lining. Teak and holly sole.

Flybridge Helm Position: Laminated timber veneer with solid moulds. Moulded instrument panel and stainless 22" wheel.

Finishes Utilised: Plywood veneer. Polyester ply. Timber panels. Ply/foam velour trim. Lami-panel. GRP textured lining. Solid timber. Coran bench tops. Laminex. Stainless sheet. Polyurethane. Painted sheet. Teak and holly panels.

AIR CONDITIONING SYSTEM:

System is based on an water cooled compressor unit linked up to a multiple number of fan coil units. Design of the system shall be based upon an ambient operating temperature of 35°C (90% RH) and sea water of 32°C. Living spaces to be cooled to 21°C (50% RH).

NAVIGATION and COMMUNICATION EQUIPMENT:

RADAR	JRC JMA-2254 10" Rasterscan Radar 4 kW output, 48NM range, 3.5" antenna, twin BL's and VRM's 24v DC
GPS / ECHO SOUNDER	RC JFV-850 10" Colour Sounder, 200 / 50khz dual frequency 600W output, shallow and deep alarms, zoom, inbuilt track plotter 24v DC
LOG	Silva Sea Data
VHF RADIO	GME GX548
HF SSB RADIO	Barrett 550 HF SSB Transceiver
AUTOPILOT	Navicontrol AP3003, 24v DC
COMPASS	Cetrek "Poseidon"
SEARCHLIGHT	Den Haan DHR CS-220



Mark Williamson Design

48 Sweetgum St, Ashmore Qld 4214, Australia

Ph: (617) 5597 3521 Fax: (617) 5597 3529 www.mwdesign.net.au

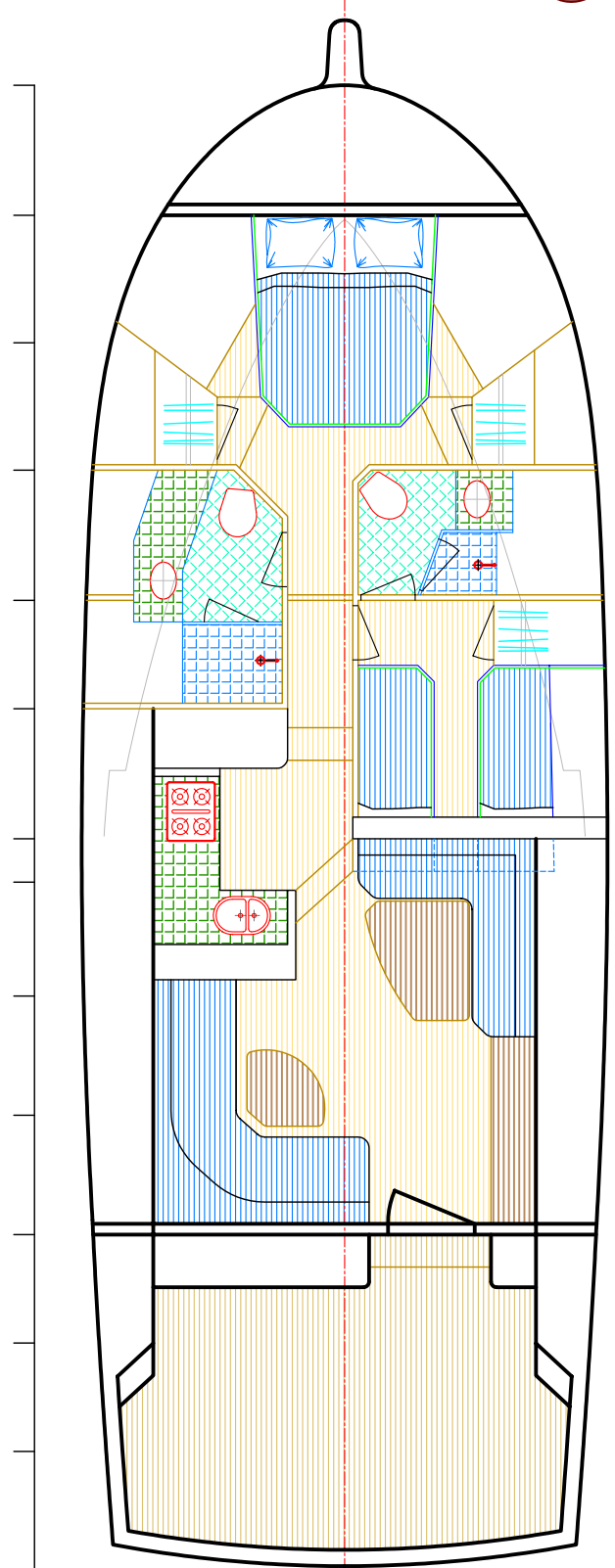



45ft Sportsfisherman

Principal Data

Length Overall: 15.0 metres
Hull Length: 13.7 metres
Beam: 4.85 metres
Draft: 1.35 metres
Construction: Aluminium
Main Engines: 1 x MTU Series 60
 615kW @ 2300rpm
Gearbox: 1 x ZF 550A (Ratio 2.96:1)

Propulsion: 1 x 30" FPP
Auxiliary: 15kVa
Maximum Speed: 26 knots
Cruising Speed: 12 knots
Fuel Capacity: TBA litres
Range: TBD nautical miles
Freshwater: 500 litres
Berths: 4-6



copyright ©

THIS DRAWING AND/OR SPECIFICATION IS THE PROPERTY OF MARK WILLIAMSON DESIGN PTY LTD. IT IS NOT TO BE USED BY OR DISCLOSED TO ANY THIRD PERSON WITHOUT THE EXPRESSED PERMISSION OF MARK WILLIAMSON DESIGN PTY LTD.

MARK WILLIAMSON DESIGN
Consulting Naval Architects & Mechanical Engineers

48 Sweetgum St, Ashmore, Queensland 4214, Australia
 Ph: 617 5597 3521 Fax: 617 5597 3529 www.mwdesign.net.au

45ft SPORTSFISHERMAN

TITLE: GENERAL ARRANGEMENT

DWG No: P137-100

SCALE:

DATE: 24/3/2004

DRAWN: MDW